










Home Learning Activities Senior Syndicate

Consider the most appropriate format to present your idea -e.g. poster, labelled diagram, model, photographic collage, PowerPoint, creative story, movie, chart, online blog. (Some activities will be better suited to certain formats than others!)

<p>1. Cook a meal for someone at home. Write out a recipe and take photos of you making it. Feel free to bring some in for your teacher.</p> 	<p>2. Design a device to help you sleep through other people's snoring at camp.</p> 	<p>3. Write a letter to yourself in the future. Think about</p> <ul style="list-style-type: none"> • What you have enjoyed about school • What you will miss • What job you will be doing. 	<p>4. Make some Christmas food such as cookies, mince tarts or Christmas cake. Take pictures to show the class or bring some in to share.</p> 	<p>5. Design a new outfit for Santa for when he visits New Zealand.</p> 
<p>6. Design a camp related board game.</p> 	<p>7. Create a Christmas quiz with 10 questions.</p>	<p>8. Design a Christmas related party. What games would you play? How would you keep your guests entertained?</p>	<p>9. Design a piece of clothing or equipment that would be useful at camp. Explain what it is for and how it works.</p> 	<p>10. Design a camp based quiz with at least 10 challenging questions.</p>
<p>11. Write a funny story entitled "One Christmas Day"</p>	<p>12. Design your perfect Christmas feast. What kind of food would you have? Why would you choose these foods?</p>	<p>13. What would your perfect Christmas present be? Why do you want it? What would you use it for?</p>	<p>14. Create a Christmas present for a friend or family member. Discuss why it is a good present and why you chose to give it to them.</p>	<p>15. Design your perfect campground. Add in activities you would want to have and make sure you put in things like eating areas, bathrooms, indoor and outdoor areas to play in.</p>
<p>16. Design a Christmas tree that would be suitable to be put up in a mall.</p> 	<p>17. Design your own Hi-tech tent. Describe how many people can fit in it, what features it has and how easy it is to put up.</p> 	<p>18. Create a Christmas based board game.</p>	<p>19. Create a menu that you would like to eat at camp. Explain why you have chosen these foods and why they are good for camp.</p> 	<p>20. Create your own challenge!</p>